

Agarwal Prakash & Co.

CHARTERED ACCOUNTANTS
508, Indra Prakash, 21, Barakhamba Road, New Delhi – 110001
Phones : 23730880/1 Fax : 011-43516377
E-mail : contact@apnco.org

INDEPENDENT AUDITOR'S REPORT

To the Members of Makala Infrastructure Limited

Report on the Audit of the Financial Statements

Opinion

We have audited the accompanying financial statements of Makala Infrastructure Limited ("the Company"), which comprise the balance sheet as at 31 March 2021, and the Statement of Profit and Loss (including Other Comprehensive Income), Statement of Changes in Equity and Statement of Cash Flows for the year then ended, and notes to the financial statements, including a summary of significant accounting policies and other explanatory information (hereinafter referred to as "the financial statements").

In our opinion and to the best of our information and according to the explanations given to us, the aforesaid financial statements give the information required by the Companies Act, 2013 ('Act') in the manner so required and give a true and fair view in conformity with the accounting principles generally accepted in India including Indian Accounting Standards ('Ind AS') specified under section 133 of the Act, of the state of affairs of the Company as at 31 March 2021, its loss and total comprehensive income, changes in equity and its cash flows for the year ended on that date.

Basis for Opinion

We conducted our audit in accordance with the Standards on Auditing ('SA's) specified under section 143(10) of the Companies Act, 2013. Our responsibilities under those Standards are further described in the Auditor's Responsibilities for the Audit of the Financial Statements section of our report. We are independent of the Company in accordance with the Code of Ethics issued by the Institute of Chartered Accountants of India together with the ethical requirements that are relevant to our audit of the financial statements under the provisions of the Act and the Rules thereunder, and we have fulfilled our other ethical responsibilities in accordance with these requirements and the Code of Ethics. We believe that the audit evidence we have obtained is sufficient and appropriate to provide a basis for our opinion.

Information Other than the Financial Statements and Auditor's Report thereon

The Company's Board of Directors is responsible for the other information. Other information does not include the financial statements and our auditor's report thereon.

Our opinion on the financial statements does not cover the other information and we will not express any form of assurance conclusion thereon.

In connection with our audit of the financial statements, our responsibility is to read the other information and, in doing so, consider whether the other information is materially inconsistent with the financial statements or our knowledge obtained in the audit, or otherwise appears to be materially misstated.

If, based on the work we have performed on the other information obtained prior to the date of this auditor's report, we conclude that there is a material misstatement of this other information, we are



required to report that fact. Reporting under this section is not applicable as no other information is obtained at the date of this auditor's report.

Management's Responsibility for the Financial Statements

The Company's Board of Directors is responsible for the matters stated in section 134(5) of the Act with respect to the preparation of these financial statements that give a true and fair view of the financial position, financial performance, total comprehensive income, changes in equity and cash flows of the Company in accordance with the accounting principles generally accepted in India, including the Ind AS specified under section 133 of the Act. This responsibility also includes maintenance of adequate accounting records in accordance with the provisions of the Act for safeguarding of the assets of the Company and for preventing and detecting frauds and other irregularities; selection and application of appropriate accounting policies; making judgments and estimates that are reasonable and prudent; and design, implementation and maintenance of adequate internal financial controls, that were operating effectively for ensuring the accuracy and completeness of the accounting records, relevant to the preparation and presentation of the financial statements that give a true and fair view and are free from material misstatement, whether due to fraud or error.

In preparing the financial statements, management is responsible for assessing the Company's ability to continue as a going concern, disclosing, as applicable, matters related to going concern and using the going concern basis of accounting unless management either intends to liquidate the Company or to cease operations, or has no realistic alternative but to do so.


Those Board of Directors are also responsible for overseeing the Company's financial reporting process.

Auditor's Responsibilities for the Audit of the Financial Statements

Our objectives are to obtain reasonable assurance about whether the financial statements as a whole are free from material misstatement, whether due to fraud or error, and to issue an auditor's report that includes our opinion. Reasonable assurance is a high level of assurance, but is not a guarantee that an audit conducted in accordance with SAs will always detect a material misstatement when it exists. Misstatements can arise from fraud or error and are considered material if, individually or in the aggregate, they could reasonably be expected to influence the economic decisions of users taken on the basis of these financial statements.

As part of an audit in accordance with SAs, we exercise professional judgment and maintain professional skepticism throughout the audit. We also:

- Identify and assess the risks of material misstatement of the financial statements, whether due to fraud or error, design and perform audit procedures responsive to those risks, and obtain audit evidence that is sufficient and appropriate to provide a basis for our opinion. The risk of not detecting a material misstatement resulting from fraud is higher than for one resulting from error, as fraud may involve collusion, forgery, intentional omissions, misrepresentations, or the override of internal control.
- Obtain an understanding of internal control relevant to the audit in order to design audit procedures that are appropriate in the circumstances. Under section 143(3)(i) of the Act, we are also responsible for expressing our opinion on whether the company has adequate internal financial controls system in place and the operating effectiveness of such controls.
- Evaluate the appropriateness of accounting policies used and the reasonableness of accounting estimates and related disclosures made by management.
- Conclude on the appropriateness of management's use of the going concern basis of accounting and, based on the audit evidence obtained, whether a material uncertainty exists related to events or conditions that may cast significant doubt on the Company's ability to continue as a going concern. If



we conclude that a material uncertainty exists, we are required to draw attention in our auditor's report to the related disclosures in the financial statements or, if such disclosures are inadequate, to modify our opinion. Our conclusions are based on the audit evidence obtained up to the date of our auditor's report. However, future events or conditions may cause the Company to cease to continue as a going concern.

- Evaluate the overall presentation, structure and content of the financial statements, including the disclosures, and whether the financial statements represent the underlying transactions and events in a manner that achieves fair presentation.

We communicate with those charged with governance regarding, among other matters, the planned scope and timing of the audit and significant audit findings, including any significant deficiencies in internal control that we identify during our audit.

We also provide those charged with governance with a statement that we have complied with relevant ethical requirements regarding independence, and to communicate with them all relationships and other matters that may reasonably be thought to bear on our independence, and where applicable, related safeguards.

Report on Other Legal and Regulatory Requirements

As required by the Companies (Auditor's Report) Order, 2016 ("the Order"), issued by the Central Government of India in terms of sub-section (11) of section 143 of the Act, we give in the 'Annexure A', a statement on the matters specified in paragraphs 3 and 4 of the Order, to the extent applicable.

As required by Section 143(3) of the Act, we report that:

- (a) We have sought and obtained all the information and explanations which to the best of our knowledge and belief were necessary for the purposes of our audit.
- (b) In our opinion, proper books of account as required by law have been kept by the Company so far as it appears from our examination of those books.
- (c) The financial statements dealt with by this Report are in agreement with the books of account.
- (d) In our opinion, the aforesaid financial statements comply with Ind AS specified under Section 133 of the Act.
- (e) On the basis of the written representations received from the directors as on 31 March 2021 taken on record by the Board of Directors, none of the directors is disqualified as on 31 March 2021 from being appointed as a director in terms of Section 164(2) of the Act.
- (f) With respect to the adequacy of the internal financial controls with reference to financial statements of the Company and the operating effectiveness of such controls, refer to our separate Report in 'Annexure B'.
- (g) With respect to the other matters to be included in the Auditor's Report in accordance with Rule 11 of the Companies (Audit and Auditors) Rules, 2014, in our opinion and to the best of our information and according to the explanations given to us:
 - i. The Company has disclosed the impact of pending litigations on its financial position in its financial statements as at 31 March 2021 – Refer Note 25 to the financial statements.
 - ii. The Company did not have any long-term contracts including derivative contracts for which there were any material foreseeable losses as at 31 March 2021.



MAKALA INFRASTRUCTURE LIMITED

All amount in ₹ hundred, unless otherwise stated


Balance Sheet as at	Note	31 March 2021	31 March 2020
I. ASSETS			
Non-current assets			
(a) Non-current tax assets (net)	6	761.75	81.70
(b) Other non-current assets	7A	-	95.71
		<u>761.75</u>	<u>177.41</u>
Current assets			
(a) Inventories	8	7,221,575.06	7,221,513.72
(b) Financial Assets			
Cash and cash equivalents	9	1,014.31	1,325.64
Other bank balances	10	13,995.21	14,053.29
(c) Other current assets	7B	281.06	246.69
		<u>7,236,865.64</u>	<u>7,237,139.34</u>
Total of Assets		<u><u>7,237,627.39</u></u>	<u><u>7,237,316.75</u></u>
II. EQUITY AND LIABILITIES			
Equity			
(a) Equity share capital	11	5,000.00	5,000.00
(b) Other equity		(2,217,311.61)	(2,209,599.54)
		<u>(2,212,311.61)</u>	<u>(2,204,599.54)</u>
Liabilities			
Current liabilities			
(a) Financial liabilities			
Borrowings	12	9,449,871.00	9,437,371.00
Other financial liabilities	13	68.00	507.00
(b) Other current liabilities	14	-	4,038.29
		<u>9,449,939.00</u>	<u>9,441,916.29</u>
Total of Equity and Liabilities		<u><u>7,237,627.39</u></u>	<u><u>7,237,316.75</u></u>

Summary of significant accounting policies 5
The accompanying notes form an integral part of the financial statements.

This is the balance sheet referred to in our report of even date.


For Agarwal Prakash & Co.
Chartered Accountants
Firm's Registration Number: 005975N

Ankit Sharma
Partner




For and on behalf of the Board of Directors

Lalit Kumar Sharma
Director
[DIN: 07700486]



Mehul Johnson
Director
[DIN: 00016075]



Place: Gurugram
Date: 17 April 2021

MAKALA INFRASTRUCTURE LIMITED

All amount in ₹ hundred, unless otherwise stated


Statement of profit and loss for the	Note	Year ended 31 March	
		2021	2020
Revenue			
Revenue from operations		-	-
Other income	15	10,248.24	1,082.08
Total of Revenue		10,248.24	1,082.08
Expenses			
Cost of revenue	16		
Cost of materials consumed		61.34	76,764.30
Purchase of stock-in-trade		-	-
Changes in inventories of finished goods, working in progress and stock-in-trade		(61.34)	(76,764.30)
Finance costs	17	16,498.63	637,354.29
Other expenses	18	1,461.68	2,707.48
Total of Expenses		17,960.31	640,061.77
Profit/ (loss) before tax		(7,712.07)	(638,979.69)
Tax expense	19		
Current tax		-	-
Deferred tax charge/(credit)		-	5,396.69
Profit/(loss) after tax		(7,712.07)	(644,376.38)
Other comprehensive income		-	-
Total other comprehensive income net of tax		-	-
Total comprehensive income for the year		(7,712.07)	(644,376.38)
Earnings per equity share			
Equity share of par value ₹10/- each	20		
Basic (₹)		(15.42)	(1,288.75)
Diluted (₹)		(15.42)	(1,288.75)

The accompanying notes form an integral part of the financial statements.

This is the statement of profit or loss referred to in our report of even date

For Agarwal Prakash & Co.
Chartered Accountants
Firm's Registration Number: 005975N

Ankit Sharma
Partner



For and on behalf of the Board of Directors

Lalit Kumar Sharma
Director
[DIN: 07700486]

Mehul Johnson
Director
[DIN: 00016075]

Place: Gurugram
Date: 17 April 2021

MAKALA INFRASTRUCTURE LIMITED

All amount in ₹ hundred, unless otherwise stated

Statement of Cash Flows for the

Year ended 31 March

2021

2020


	2021	2020
A. Cash flow from operating activities:		
Profit / (loss) before income tax for the year	(7,712.07)	(638,979.69)
Adjustments to reconcile net profit/(loss) to net cash provided by operating activities		
Interest expenses on inter corporate deposits	16,438.36	637,354.29
Interest Income on income tax refund	-	(118.06)
Interest income on fixed deposits with bank	(815.45)	(964.02)
Operating profit/(loss) before working capital changes and other adjustments	7,910.84	(2,707.48)
Change in operating assets and liabilities		
- (Increase)/decrease in loans, other financial assets and other assets	61.34	620.92
- (Increase)/decrease in inventories	(61.34)	(76,764.30)
- Increase/(decrease) in other financial liabilities, other liabilities and provisions	(4,477.29)	1,717.33
Cash generated from / (used in) operating activities	3,433.55	(77,133.53)
Income tax (paid) / refund received, net	(680.05)	24,859.50
Net cash generated from / (used in) operating activities	2,753.50	(52,274.03)
B. Cash flow from investing activities:		
Interest received on fixed deposit receipts	873.53	1,024.15
Net cash generated from / (used in) investing activities	873.53	1,024.15
C. Cash flow from financing activities (Refer Note-28):		
Proceeds from inter-corporate borrowings	8,562,371.00	810,500.00
Repayment of inter-corporate borrowings	(8,549,871.00)	(27,500.00)
Interest paid on inter-corporate borrowings	(16,438.36)	(734,111.67)
Net cash generated from / (used in) financing activities	(3,938.36)	48,888.33
D. Increase/ (decrease) in cash and cash equivalents, net (A+B+C)	(311.33)	(2,361.55)
E. Cash and cash equivalents at the beginning of the year	1,325.64	3,687.19
F. Cash and cash equivalents at the end of the year (D+E)	1,014.31	1,325.64
G. Reconciliation of cash and cash equivalents as per cash flow statement		
Cash and cash equivalents includes		
Cash on hand	-	-
Balances with scheduled banks		
- In current accounts	1,014.31	1,325.64
	1,014.31	1,325.64

The accompanying notes form an integral part of the financial statements.

This is the statement of cash flows referred to in our report of even date

For Agarwal Prakash & Co.
Chartered Accountants
Firm's Registration Number: 005975N

Ankit Sharma
Partner



For and on behalf of the Board of Directors

Lalit Kumar Sharma
Director
[DIN: 07700486]

Nehul Johnson
Director
[DIN: 00016075]

Place: Gurugram
Date: 17 April 2021

MAKALA INFRASTRUCTURE LIMITED

Statement of Changes in Equity as at 31 March 2021

(A) Equity share capital*

All amount in ₹ hundred, unless otherwise stated

Particulars	Opening balance as at 01 April 2019	Issue of equity share capital during the year	Balance as at 31 March 2020	Issue of equity share capital during the year	Balance as at 31 March 2021
Equity share capital	5,000.00	-	5,000.00	-	5,000.00

(B) Other equity

Particulars	Reserves and surplus	Other Comprehensive Income	Total
	Retained earnings		
Opening balance as at 01 April 2019	(1,565,223.16)	-	(1,565,223.16)
Profit/(loss) for the year	(644,376.38)	-	(644,376.38)
Other comprehensive income	-	-	-
Balance as at 31 March 2020	(2,209,599.54)	-	(2,209,599.54)
Profit/(loss) for the year	(7,712.07)	-	(7,712.07)
Other comprehensive income	-	-	-
Balance as at 31 March 2021	(2,217,311.61)	-	(2,217,311.61)


*Refer Note - 11 for details

The accompanying notes form an integral part of the financial statements.

This is the statement of changes in equity referred to in our report of even date.

For Agarwal Prakash & Co.
Chartered Accountants
Firm's Registration Number: 005975N

Ankit Sharma
Partner



For and on behalf of the Board of Directors

Lalit Kumar Sharma
Director
[DIN: 07700486]

Mehul Johnson
Director
[DIN: 00016075]

Place: Gurugram
Date: 17 April 2021

MAKALA INFRASTRUCTURE LIMITED

Summary of significant accounting policies and other explanatory information for the year ended 31 March 2021

1. Nature of principal activities

Makala Infrastructure Limited ("the Company") was incorporated as Indiabulls Builders and Developers Limited on 01 June 2006 and is engaged in the business of real estate and other related and ancillary activities. The Company has shifted its registered office from Indiabulls Finance Centre, Tower – 1, 15th Floor, CS 612/613, S B Marg, Elphinstone (W), Mumbai – 400013 Maharashtra to One International Center, Tower – 1, 4th Floor, S. B. Marg, Elphinstone (W), Mumbai – 400013 Maharashtra in the same jurisdiction under Registrar of Companies Maharashtra.

2. General information and statement of compliance with Ind AS

The financial statements of the Company have been prepared in accordance with the Indian Accounting Standards as notified under section 133 of the Companies Act 2013 read with the Companies (Indian Accounting Standards) Rules 2015 (by Ministry of Corporate Affairs ("MCA")), as amended and other relevant provisions of the Act.

The Company has uniformly applied the accounting policies during the periods presented except where a newly issued accounting standard is initially adopted or a revision to an existing accounting standard requires a change in the accounting policy hitherto in use.

The financial statements for the year ended 31 March 2021 were authorized and approved for issue by the Board of Directors on 17 April 2021. The revision to the financial statements is permitted by the Board of Directors after obtaining necessary approvals or at the instance of regulatory authorities as per provisions of the Act.

Recent accounting pronouncement

MCA vide notification dated 24 March 2021, makes certain amendments related to disclosure requirements in Schedule III of the Companies Act, 2013 which will be effective for financial year starting 1 April 2021.

3. Basis of accounting

The financial statements have been prepared on going concern basis in accordance with accounting principles generally accepted in India. Further, the financial statements have been prepared on historical cost basis except for certain financial assets and financial liabilities and share based payments which are measured at fair values as explained in relevant accounting policies. Fair valuations related to financial assets and financial liabilities are categorised into level 1, level 2 and level 3 based on the degree to which the inputs to the fair value measurements are observable.

4. Estimation of impact on financials results relating to the global health pandemic from covid-19 (covid-19):

The pandemic of Corona Virus (COVID-19) has caused unprecedented havoc to the economic activity all around the Globe. The complete lock down announced on 24 March 2020 by the Government of India brought the wheels of economic activity to a grinding halt. The operations are slowly and gradually resuming and expected to reach pre – COVID 19 level in due course of time. The Company is continuously and closely observing the unfolding situation and will continue to do so. The Company has considered the possible impact of COVID-19 in preparing the financial results including the recoverable value of its assets and its liquidity position based on internal and external information up to the date of approval of these financial results.

5. Summary of significant accounting policies

The financial statements have been prepared using the significant accounting policies and measurement bases summarised below. These were used throughout all periods presented in the financial statements.



MAKALA INFRASTRUCTURE LIMITED

Summary of significant accounting policies and other explanatory information for the year ended 31 March 2021

5.1 Current versus non-current classification

All assets and liabilities have been classified as current or non-current as per the Company's normal operating cycle and other criteria set out in Companies Act 2013. Deferred tax assets and liabilities are classified as non-current assets and non-current liabilities, as the case may be.

5.2 Inventories

Land other than that transferred to real estate properties under development is valued at lower of cost or net realizable value.

Real estate properties (developed and under development) includes cost of land under development, internal and external development costs, construction costs, and development/construction materials, borrowing costs and related overhead costs and is valued at lower of cost or net realizable value.

Net realisable value is the estimated selling price in the ordinary course of business less estimated costs of completion and estimated costs of necessary to make the sale.

5.3 Revenue recognition

Revenue is recognised when control is transferred and is accounted net of rebate and taxes. The Company applies the revenue recognition criteria to each nature of the revenue transaction as set out below.

Revenue from real estate properties advisory and management services

Income arising from real estate properties advisory services is recognised in the period in which the services are being rendered. The Company considers the terms of the contract and its customary business practices to determine the transaction price. The consideration promised in a contract with a customer may include fixed consideration, variable consideration (if reversal is less likely in future), or both.

Profit on sale of investment with underlying business

Profit on sale of investments of entities in the real estate business is recognised in the year in such investments are sold after adjusting the consideration received with carrying value of investment. The said profit is recognised as part of other operating income as in substance, such sale reflects the sale of real estate business.

Dividend income

Dividend income is recognised at the time when right to receive the payment is established, which is generally when the shareholders approve the dividend.

Interest income

Interest income is recorded on accrual basis using the effective interest rate (EIR) method.

Gain on amortised cost financial assets

Gain on de-recognition of amortised cost financial assets is recognised in the year when the entire payment is received against the outstanding balance of amortised cost financial assets.

5.4 Borrowing costs

Borrowing costs directly attributable to the acquisition, construction or production of a qualifying asset are capitalized during the period of time that is necessary to complete and prepare the asset for its intended use or sale. A qualifying asset is one that necessarily takes substantial period of time to get ready for its intended use. All other borrowing costs are charged to the statement of profit and loss as incurred.

5.5 Impairment of non-financial assets

At each reporting date, the Company assesses whether there is any indication that an asset may be impaired, based on internal or external factors. If any such indication exists, the recoverable amount of the asset or the cash generating unit is estimated. If such recoverable amount of the asset or cash generating unit to which the asset



MAKALA INFRASTRUCTURE LIMITED

Summary of significant accounting policies and other explanatory information for the year ended 31 March 2021

belongs is less than its carrying amount, the carrying amount is reduced to its recoverable amount. The reduction is treated as an impairment loss and is recognised in the statement of profit and loss. If, at the reporting date there is an indication that a previously assessed impairment loss no longer exists, the recoverable amount is reassessed and the asset is reflected at the recoverable amount. Impairment losses previously recognized are accordingly reversed in the Statement of Profit and Loss.

5.6 Foreign currency

Functional and presentation currency

The financial statements are presented in Indian Rupee ('INR' or '₹') which is also the functional and presentation currency of the Company.

Transactions and balances

Foreign currency transactions are recorded in the functional currency, by applying to the exchange rate between the functional currency and the foreign currency at the date of the transaction.

Foreign currency monetary items are converted to functional currency using the closing rate. Non-monetary items denominated in a foreign currency which are carried at historical cost are reported using the exchange rate at the date of the transaction.

Exchange differences arising on monetary items on settlement, or restatement as at reporting date, at rates different from those at which they were initially recorded, are recognized in the Statement of Profit and Loss in the year in which they arise.

5.7 Financial instruments

Financial assets

Recognition and initial measurement

All financial assets are recognised initially at fair value and transaction cost that is attributable to the acquisition of the financial asset is also adjusted.

Subsequent measurement


i. **Debt instruments at amortised cost** – A 'debt instrument' is measured at the amortised cost if both the following conditions are met:

- The asset is held within a business model whose objective is to hold assets for collecting contractual cash flows, and
- Contractual terms of the asset give rise on specified dates to cash flows that are solely payments of principal and interest (SPPI) on the principal amount outstanding.

After initial measurement, such financial assets are subsequently measured at amortised cost using the effective interest rate (EIR) method.

ii. **Equity investments** – All equity investments in scope of 'Ind AS 109 Financial Instruments' ('Ind AS 109') are measured at fair value. Equity instruments which are held for trading are generally classified as at fair value through profit and loss (FVTPL). For all other equity instruments, the Company decides to classify the same either as at fair value through other comprehensive income (FVOCI) or fair value through profit and loss (FVTPL).

iii. **Mutual funds** – All mutual funds in scope of Ind AS 109 are measured at fair value through profit and loss (FVTPL).



MAKALA INFRASTRUCTURE LIMITED

Summary of significant accounting policies and other explanatory information for the year ended 31 March 2021

De-recognition of financial assets

A financial asset is primarily de-recognised when the rights to receive cash flows from the asset have expired or the Company has transferred its rights to receive cash flows from the asset.

Financial liabilities

Recognition and initial measurement

All financial liabilities are recognised initially at fair value and transaction cost that is attributable to the acquisition of the financial liabilities is also adjusted.

Subsequent measurement

Subsequent to initial recognition, financial liabilities are measured at amortised cost using the effective interest method.

De-recognition of financial liabilities

A financial liability is de-recognised when the obligation under the liability is discharged or cancelled or expires. When an existing financial liability is replaced by another from the same lender on substantially different terms, or the terms of an existing liability are substantially modified, such an exchange or modification is treated as the de-recognition of the original liability and the recognition of a new liability. The difference in the respective carrying amounts is recognised in the Statement of Profit and Loss.

Offsetting of financial instruments

Financial assets and financial liabilities are offset and the net amount is reported in the balance sheet if there is a currently enforceable legal right to offset the recognised amounts and there is an intention to settle on a net basis, to realise the assets and settle the liabilities simultaneously.

5.8 Impairment of financial assets

In accordance with Ind AS 109, the Company applies expected credit loss (ECL) model for measurement and recognition of impairment loss for financial assets. The Company factors historical trends and forward looking information to assess expected credit losses associated with its assets and impairment methodology applied depends on whether there has been a significant increase in credit risk.

Trade receivables

In respect of trade receivables, the Company applies the simplified approach of Ind AS 109, which requires measurement of loss allowance at an amount equal to lifetime expected credit losses. Lifetime expected credit losses are the expected credit losses that result from all possible default events over the expected life of a financial instrument.

Other financial assets

In respect of its other financial assets, the Company assesses if the credit risk on those financial assets has increased significantly since initial recognition. If the credit risk has not increased significantly since initial recognition, the Company measures the loss allowance at an amount equal to 12-month expected credit losses, else at an amount equal to the lifetime expected credit losses. The Company assumes that the credit risk on a financial asset has not increased significantly since initial recognition, if the financial asset is determined to have low credit risk at the balance sheet date.

5.9 Income taxes

Tax expense recognized in Statement of Profit and Loss comprises the sum of deferred tax and current tax except the ones recognized in other comprehensive income or directly in equity.

Current tax is determined as the tax payable in respect of taxable income for the year and is computed in accordance with relevant tax regulations. Current income tax relating to items recognised outside profit or loss is recognised outside profit or loss (either in other comprehensive income or in equity).



MAKALA INFRASTRUCTURE LIMITED

Summary of significant accounting policies and other explanatory information for the year ended 31 March 2021

Deferred tax is recognised in respect of temporary differences between carrying amount of assets and liabilities for financial reporting purposes and corresponding amount used for taxation purposes. Deferred tax assets on unrealised tax loss are recognised to the extent that it is probable that the underlying tax loss will be utilised against future taxable income. This is assessed based on the Company's forecast of future operating results, adjusted for significant non-taxable income and expenses and specific limits on the use of any unused tax loss. Unrecognised deferred tax assets are re-assessed at each reporting date and are recognised to the extent that it has become probable that future taxable profits will allow the deferred tax asset to be recovered.

Deferred tax assets and liabilities are measured at the tax rates that are expected to apply in the year when the asset is realised or the liability is settled, based on tax rates (and tax laws) that have been enacted or substantively enacted at the reporting date. Deferred tax relating to items recognised outside statement of profit and loss is recognised outside Statement of Profit or Loss (either in other comprehensive income or in equity).

5.10 Cash and cash equivalents

Cash and cash equivalents comprise cash on hand, demand deposits and other short-term highly liquid investments that are readily convertible into known amounts of cash and which are subject to an insignificant risk of changes in value.

5.11 Provisions, contingent liabilities and contingent assets

Provisions are recognized only when there is a present obligation, as a result of past events, and when a reliable estimate of the amount of obligation can be made at the reporting date. These estimates are reviewed at each reporting date and adjusted to reflect the current best estimates. Provisions are discounted to their present values, where the time value of money is material.

Contingent liability is disclosed for:

- Possible obligations which will be confirmed only by future events not wholly within the control of the Company or
- Present obligations arising from past events where it is not probable that an outflow of resources will be required to settle the obligation or a reliable estimate of the amount of the obligation cannot be made.

Contingent assets are neither recognized nor disclosed. However, when realization of income is virtually certain, related asset is recognized.

5.12 Earnings per share

Basic earnings per share is calculated by dividing the net profit or loss for the period attributable to equity shareholders (after deducting attributable taxes) by the weighted average number of equity shares outstanding during the period. The weighted average number of equity shares outstanding during the period is adjusted for events including a bonus issue.

For the purpose of calculating diluted earnings per share, the net profit or loss for the period attributable to equity shareholders and the weighted average number of shares outstanding during the period are adjusted for the effects of all dilutive potential equity shares.

5.13 Significant management judgement in applying accounting policies and estimation uncertainty

The preparation of the Company's financial statements requires management to make judgements, estimates and assumptions that affect the reported amounts of revenues, expenses, assets and liabilities and the related disclosures.



MAKALA INFRASTRUCTURE LIMITED

Summary of significant accounting policies and other explanatory information for the year ended 31 March 2021

Significant management judgements

Recognition of deferred tax assets – The extent to which deferred tax assets can be recognized is based on an assessment of the probability of the Company's future taxable income against which the deferred tax assets can be utilized.

Evaluation of indicators for impairment of assets – The evaluation of applicability of indicators of impairment of assets requires assessment of several external and internal factors which could result in deterioration of recoverable amount of the assets.

Recoverability of advances/receivables – At each balance sheet date, based on historical default rates observed over expected life, the management assesses the expected credit losses on outstanding receivables and advances.

Provisions – At each balance sheet date basis the management judgment, changes in facts and legal aspects, the Company assesses the requirement of provisions against the outstanding contingent liabilities. However, the actual future outcome may be different from this judgement.

Significant estimates

Useful lives of depreciable/amortisable assets – Management reviews its estimate of the useful lives of depreciable/amortisable assets at each reporting date, based on the expected utility of the assets. Uncertainties in these estimates relate to technical and economic obsolescence that may change the utilisation of assets.

Defined benefit obligation (DBO) – Management's estimate of the DBO is based on a number of underlying assumptions such as standard rates of inflation, mortality, discount rate and anticipation of future salary increases. Variation in these assumptions may significantly impact the DBO amount and the annual defined benefit expenses.

Fair value measurements – Management applies valuation techniques to determine the fair value of financial instruments (where active market quotes are not available). This involves developing estimates and assumptions consistent with how market participants would price the instrument.



MAKALA INFRASTRUCTURE LIMITED

Summary of significant accounting policies and other explanatory information for the year ended 31 March 2021

	<i>All amount in ₹ hundred, unless otherwise stated</i>	
	As at 31 March 2021	As at 31 March 2020
Note-6		
Non-current tax assets (net)		
Advance income tax, including tax deducted at source	761.75	81.70
	<u>761.75</u>	<u>81.70</u>
Note-7		
A Other non-current assets		
Prepaid expenses	-	95.71
	<u>-</u>	<u>95.71</u>
B Other current assets		
Prepaid expenses	281.06	246.69
	<u>281.06</u>	<u>246.69</u>
Note-8		
Inventories		
Real estate project under development (at cost)		
Land	4,657,639.35	4,657,639.35
License and other regulatory fees	2,551,352.63	2,551,352.63
Cost of materials, construction cost and other overheads	12,583.08	12,521.74
	<u>7,221,575.06</u>	<u>7,221,513.72</u>
Note-9		
Cash and cash equivalents		
Balances with banks		
In current accounts	1,014.31	1,325.64
	<u>1,014.31</u>	<u>1,325.64</u>
Note-10		
Other bank balances		
Bank deposits		
With maturity of more than three months and upto twelve months	13,995.21	14,053.29
	<u>13,995.21</u>	<u>14,053.29</u>


*Fixed deposit with bank of ₹ 13,906.25 hundred (excluding interest accrued)(31 March 2020: ₹13,906.25 hundred) is pledged for guarantee provided by the bank in favour of The Director, Town and Country Planning, Haryana.

Note-11

Equity share capital

i Authorised	Number	Amount	Number	Amount
Equity share capital of face value of ₹ 10 each	500,000	50,000.00	500,000	50,000.00
0.0001% Non Convertible Redeemable Preference shares of face value of ₹ 10 each	9,000,000	900,000.00	9,000,000	900,000.00
	<u>9,500,000</u>	<u>950,000.00</u>	<u>9,500,000</u>	<u>950,000.00</u>
ii Issued, subscribed and fully paid up				
Equity share capital of face value of ₹ 10 each fully paid up	50,000	5,000.00	50,000	5,000.00
	<u>50,000</u>	<u>5,000.00</u>	<u>50,000</u>	<u>5,000.00</u>

90,00,000 .0001% non convertible redeemable preference shares were issued as fully paid with a par value of ₹ 10 during the financial year 2013-14 and are classified as financial liability. (See note- 13)



MAKALA INFRASTRUCTURE LIMITED

Summary of significant accounting policies and other explanatory information for the year ended 31 March 2021

All amount in ₹ hundred, unless otherwise stated

	As at 31 March 2021		As at 31 March 2020	
iii Reconciliation of number of equity shares outstanding at the beginning and at the end of the year				
Equity shares				
Balance at the beginning of the year	50,000	5,000.00	50,000	5,000.00
Add: Issued during the year	-	-	-	-
Balance at the end of the year	50,000	5,000.00	50,000	5,000.00

90,00,000 .0001% non convertible redeemable preference shares were issued as fully paid with a par value of ₹ 10 during the financial year 2013-14 and are classified as financial liability. (See note- 13)

iv Rights, preferences and restrictions attached to equity shares

The holders of equity shares are entitled to receive dividends as declared from time to time, and are entitled to one vote per share at meetings of the Company. In the event of liquidation of the Company, the remaining assets of the Company shall be distributed to the holders of equity shares in proportion to the number of shares held to the total equity shares outstanding as on that date. All shares rank equally with regard to the Company's residual assets.

v Rights, preferences and restrictions attached to preference shares

For rights, preferences and restrictions attached to 0.0001% non -convertible redeemable preference shares of ₹ 10 each, classified as financial liability. (See note- 12)

vi 50,000 (previous year 50,000) equity shares of the Company is held by holding company namely Indiabulls Real Estate Limited and its nominees.

vii Details of shareholder holding more than 5% share capital

Name of the equity shareholder	Number of shares	Number of shares
Indiabulls Real Estate Limited (including nominee shares)	50,000	50,000

viii Company does not have any shares issued for consideration other than cash during the immediately preceding five years. Company did not buy back any shares during immediately preceding five years.

Dividend

A "dividend" of ₹ 0.0001 per Non convertible redeemable preference share (excluding dividend distribution tax) has been accrued and accounted. Since the aforesaid preference shares have been classified as "financial liability", the aforesaid amount has been shown as finance cost.

Note-12

Borrowings - current

Unsecured loans

Preference shares *	900,000.00	900,000.00
[0.0001% Non convertible redeemable preference shares of face value of ₹ 10 each fully paid up]		
Loans and advances from related parties	8,549,871.00	8,537,371.00
	9,449,871.00	9,437,371.00

* During the financial year 2013-14, 90,00,000 non convertible redeemable preference shares were issued as fully paid with a par value of ₹ 10 . The non convertible redeemable preference shares are mandatorily redeemable at par at the end of tenure of 20 years from the date of allotment or at the option of shareholders at any time before the end of tenure of 20 years from the date of allotment. The company is obliged to pay holders of these shares dividends at the rate of .0001% of the par amount per annum, subject to availability of profits.

Note-13

Other financial liabilities - current

Accrued dividend on Non convertible redeemable preference shares (including dividend distribution tax)	9.00	9.00
Expenses payable	59.00	498.00
	68.00	507.00

Note-14

Other current liabilities

Payable to statutory authorities	-	4,038.29
	-	4,038.29



MAKALA INFRASTRUCTURE LIMITED

Summary of significant accounting policies and other explanatory information for the year ended 31 March 2021

All amount in ₹ hundred, unless otherwise stated


	31 March 2021	31 March 2020
Note - 15		
Other income		
Interest income on loans and advances	9,418	
Interest income on fixed deposits	815.45	964.02
Interest - others	-	118.06
Miscellaneous income	14.74	-
	<u>10,248.24</u>	<u>1,082.08</u>
Note - 16		
Cost of revenue		
Cost incurred during the year	61.34	76,764.30
(Increase)/decrease in real estate project under development		
Opening stock	7,221,513.72	7,144,749.42
Closing stock	(7,221,575.06)	(7,221,513.72)
	<u>-</u>	<u>-</u>
Note - 17		
Finance costs		
Interest expenses on taxation	60.27	-
Interest expenses on inter corporate deposits	16,438.36	637,354.29
	<u>16,498.63</u>	<u>637,354.29</u>
Note - 18		
Other expenses		
Bank charges	80.82	17.54
Auditor's remuneration - as auditor (refer note (i))	59.00	118.00
Legal and professional charges	1,270.80	2,506.20
Rates and taxes	51.05	54.00
Traveling and conveyance expenses	-	11.74
Miscellaneous expenses	0.01	-
	<u>1,461.68</u>	<u>2,707.48</u>
(i) Details of Auditor's remuneration		
Auditor's remuneration		
Audit fee	59.00	118.00
	<u>59.00</u>	<u>118.00</u>
Note - 19		
Income tax		
Tax expense comprises of:		
Current income tax	-	-
Deferred tax charge/(credit)*	-	5,396.69
Income tax expense reported in the statement of profit or loss	<u>-</u>	<u>5,396.69</u>

Since the company has incurred losses during the financial year 2020-21 and financial year 2019-20, hence, there is no tax liability as per provisions of Income tax act, 1961, the calculation of effective tax rate is not relevant and hence not given.

*During the financial year 2019-20, the Company had reversed MAT credit due to uncertainty involved around sufficient future profitability of business. Deferred tax includes reversal of MAT credit amounting to ₹ 5,396.69 hundred.

Deferred tax asset is recognised to the extent that it is probable that future taxable profits will be available against which the deductible temporary differences and tax loss carry forward can be utilised. The unabsorbed business losses amount to ₹45,597.18 hundred on which no deferred tax assets is recognised.

The company has unabsorbed business losses amounting to ₹ 45,597.18 hundred (31 March 2020: ₹ 37,945.38 hundred) that are available for offsetting for a maximum period of eight years from the incurrance of loss. The company has not created deferred tax assets on these unabsorbed losses considering uncertainty involved around future business income.



MAKALA INFRASTRUCTURE LIMITED

Summary of significant accounting policies and other explanatory information for the year ended 31 March 2021

All amount in ₹ hundred, unless otherwise stated

31 March 2021 31 March 2020

Note - 20

Earnings per share (EPS)

The Company's Earnings per Share ("EPS") is determined based on the net profit attributable to the shareholders. Basic earnings per share is computed using the weighted average number of shares outstanding during the year. Diluted earnings per share is computed using the weighted average number of common and dilutive common equivalent shares outstanding during the year including share options, except where the result would be anti-dilutive.


The following reflects the income and share data used in the basic and diluted EPS computations:

Profit/(loss) attributable to equity holders for basic earnings	(7,712.07)	(644,376.38)
Profit/(loss) attributable to equity holders adjusted for the effect of dilution	(7,712.07)	(644,376.38)
Weighted average number of Equity shares for basic/diluted EPS*	50,000	50,000

*No transaction is there which have impacted the calculation of weighted average number of shares. No other transaction involving Equity shares or potential Equity shares is there between the reporting date and the date of authorisation of these financial statements.

Earnings per equity share :

(1) Basic (₹)	(15.42)	(1,288.75)
(2) Diluted (₹)	(15.42)	(1,288.75)



MAKALA INFRASTRUCTURE LIMITED

Summary of significant accounting policies and other explanatory information for the year ended 31 March 2021

Note -21

All amount in ₹ hundred, unless otherwise stated

A) Financial Instruments by category

For amortised cost instruments, carrying value represents the best estimate of fair value.

	31 March 2021			31 March 2020		
	FVTPL (See note 1 below)	FVOCI (See note 2 below)	Amortised cost	FVTPL (See note 1 below)	FVOCI (See note 2 below)	Amortised cost
Financial assets						
Cash and cash equivalents	-	-	1,014.31	-	-	1,325.64
Other bank balances	-	-	13,995.21	-	-	14,053.29
Total financial assets	-	-	15,009.52	-	-	15,378.93

Notes

1. These financial assets are mandatorily measured at fair value through profit and loss.
2. These financial assets represent investments in equity instruments designated as such upon initial recognition.

	31 March 2021			31 March 2020		
	FVTPL	FVOCI	Amortised	FVTPL	FVOCI	Amortised
Financial liabilities						
Borrowings (including interest accrued)	-	-	9,449,871.00	-	-	9,437,371.00
Other financial liabilities	-	-	68.00	-	-	507.00
Total financial liabilities	-	-	9,449,939.00	-	-	9,437,878.00

B) Fair value measurements

(i) Fair value hierarchy

Financial assets and financial liabilities measured at fair value in the statement of financial position are grouped into three Levels of a fair value hierarchy. The three Levels are defined based on the observability of significant inputs to the measurement, as follows:

Level 1: quoted prices (unadjusted) in active markets for financial instruments.


Level 2: The fair value of financial instruments that are not traded in an active market is determined using valuation techniques which maximise the use of observable market data rely as little as possible on entity specific estimates.

Level 3: If one or more of the significant inputs is not based on observable market data, the instrument is included in level 3.

Company does not have any financial assets and financial liabilities that are required to be measured at fair value so no analysis has been shown for fair value measurements.

ii) Financial instruments measured at amortised cost

Financial instruments measured at amortised cost for which the carrying value is the fair value.



MAKALA INFRASTRUCTURE LIMITED

Summary of significant accounting policies and other explanatory information for the year ended 31 March 2021

Note -22

All amount in ₹ hundred, unless otherwise stated

Financial risk management

The Company's activities expose it to market risk, liquidity risk and credit risk. The company's board of directors has overall responsibility for establishment and oversight of Company's risk management framework. This note explains the sources of risk which the entity is exposed to and how the entity manages the risk and related impact in the financial statements.

(A) Credit risk

Credit risk refers to the risk default on its obligation by the counterparty resulting in a financial loss. Maximum exposure to credit risk primarily comes from trade receivables. Credit risk on cash and cash equivalents is limited as we generally invest in deposits with banks and financial institutions with high credit rating assigned by international and domestic credit rating agencies.

Company does not have any trade receivables as on reporting date.

Credit risk management

The finance function of the Company assesses and manages credit risk based on internal credit rating system. Internal credit rating is performed for each class of financial instruments with different characteristics. The Entity classifies its financial assets into the following categories based on the assumptions, inputs and factors specific to the class of financial assets.

- A: Low credit risk
- B: Moderate credit risk
- C: High credit risk

Assets under credit risk –

Credit rating	Particulars	31 March 2021	31 March 2020
A	Cash and Cash Equivalents	1,014.31	1,325.64
	Other Bank Balances	13,995.21	14,053.29

The risk parameters are same for all financial assets for all period presented. The Company considers the probability of default upon initial recognition of asset and whether there has been a significant increase in credit risk on an on-going basis throughout each reporting period. In general, definition of default is determined by considering the business environment in which entity operates and other macro-economic factors.

Credit risk exposure

Provision for expected credit losses

The Company provides for expected credit loss based on lifetime expected credit loss mechanism for loans, deposits and other investments. Company does not have such financial asset which requires provision for expected credit loss.

Expected credit loss for trade receivables under simplified approach

Company does not have any trade receivables.

(B) Liquidity risk

The company's principal sources of liquidity are cash and cash equivalents and the cash flow that is generated from operations. The company has no outstanding bank borrowings. The company believes that the working capital is sufficient to meet its current requirements. Company also have an option to arrange funds by taking loans and borrowing from Holding Company. Accordingly no liquidity risk is being perceived.

Maturities of financial liabilities

The tables below analyse the Company's financial liabilities into relevant maturity groupings based on their contractual maturities for all non-derivative financial liabilities. The amounts disclosed in the table are the contractual undiscounted cash flows. Balances due within 12 months equal their carrying balances as the impact of discounting is insignificant.

31 March 2021	Less than 1 year	Between 1 and 2 years	Between 2 and 3 years	Between 3 and 4 years	More than 4 years	Total
Non-derivatives						
Borrowings	9,449,871.00	-	-	-	-	9,449,871.00
Other Financial Liabilities	68.00	-	-	-	-	68.00
Total	9,449,939.00	-	-	-	-	9,449,939.00



MAKALA INFRASTRUCTURE LIMITED

Summary of significant accounting policies and other explanatory information for the year ended 31 March 2021

31 March 2020	Less than 1 year	Between 1 and 2 years	Between 2 and 3 years	Between 3 and 4 years	More than 4 years	Total
Non-derivatives						
Borrowings	9,437,371.00	-	-	-	-	9,437,371.00
Other Financial Liabilities	507.00	-	-	-	-	507.00
Total	9,437,878.00	-	-	-	-	9,437,878.00

(C) Market risk

Foreign exchange risk


Company does not have any foreign currency risks and therefore sensitivity analysis has not been shown.

Interest rate risk

Company does not have any interest rate risks and therefore sensitivity analysis has not been shown.

Price risk

Company does not have any price risk



MAKALA INFRASTRUCTURE LIMITED

Summary of significant accounting policies and other explanatory information to the financial statements for the year ended 31 March 2021

All amount in ₹ hundred, unless otherwise stated

Note – 23**Capital management**

The Company's objectives when managing capital are:

- To ensure Company's ability to continue as a going concern, and
- To provide adequate return to shareholders

Management assesses the capital requirements in order to maintain an efficient overall financing structure. The Company manages the capital structure and makes adjustments to it in the light of changes in economic conditions and the risk characteristics of the underlying assets. The Company manages its capital requirements by reviewing its net debt position, where net debt is equal to non-current borrowing (including current maturities of non-current borrowings) and short-term borrowing net of cash and cash equivalent and other bank balances.

Note – 24**Related party transactions**

Relationship	Name of the related parties
Related parties exercising control Holding company	Indiabulls Real Estate Limited

(i) Statement of transactions with related parties:

Nature of transactions	Holding Company	
	2020-21	2019-20
Loans and advances taken/(repaid), net	12,500.00	783,000.00
Interest Expenses on Inter Company Deposits	16,438.63	637,354.29

(ii) Statement of balances outstanding:

Nature of transactions	Holding Company	
	31 March 2021	31 March 2020
Loans and advance taken	8,549,871.00	8,537,371.00
Preference Shares borrowing	900,000.00	900,000.00
Unpaid dividend on preference shares (including dividend distribution tax)	9.00	9.00

Disclosures in respect of transactions with identified related parties are given only for such period during which such relationships existed.

Note – 25**Contingent liabilities and commitments**


The Company has a litigation case pending, however, based on legal advice, the management does not expect any unfavourable outcome resulting in material adverse effect on the financial position of the Company.

There are no contingent liabilities and commitments to be reported on 31 March 2021 and 31 March 2020.

Note - 26

Disclosure under the Micro, Small and Medium Enterprises Development Act, 2006 ("MSMED Act, 2006"):

S. no.	Particulars	Amount
i)	The principal amount and the interest due thereon remaining unpaid to any supplier as at the end of each accounting year;	Nil
ii)	The amount of interest paid by the buyer in terms of section 16, along with the amounts of the payment made to the supplier beyond the appointed day during each accounting year;	Nil



MAKALA INFRASTRUCTURE LIMITED

Summary of significant accounting policies and other explanatory information to the financial statements for the year ended 31 March 2021

All amount in ₹ hundred, unless otherwise stated

iii)	The amount of interest due and payable for the period of delay in making payment (which have been paid but beyond the appointed day during the year) but without adding the interest specified under this Act;	Nil
iv)	The amount of interest accrued and remaining unpaid at the end of each accounting year; and	Nil
v)	The amount of further interest remaining due and payable even in the succeeding years, until such date when the interest dues as above are actually paid to the small enterprise, for the purpose of disallowance as a deductible expenditure under section 23.	Nil

The above information regarding micro, small and medium enterprises have been determined to the extent such parties have been identified on the basis of information available with the Company. This has been relied upon by the auditors.

Note – 27

Segmental information

The Company's primary business segment is reflected based on principal business activities carried on by the Company i.e. development of real estate projects which as per Ind AS 108 on 'Segment Reporting' is considered to be the only reportable business segment. The Company is operating in India which is considered as a single geographical segment.

Note – 28


Reconciliation of liabilities arising from financing activities pursuant to Ind AS 7 - Cash flows

Particulars	Non-current borrowings (including current maturities)	Current borrowings	Interest accrued
Net debt as at 1 April 2019	-	7,754,371.00	96,757.38
Proceeds from current/non-current borrowings (including current maturities)	-	810,500.00	-
Repayment of current/non-current borrowings (including current maturities)	-	(27,500.00)	-
Interest expense	-	-	637,354.29
Interest paid	-	-	(734,111.67)
Net debt as at 31 March 2020	-	8,537,371.00	-
Proceeds from current/non-current borrowings (including current maturities)	-	8,562,371.00	-
Repayment of current/non-current borrowings (including current maturities)	-	(8,549,871.00)	-
Interest expense	-	-	16,498.63
Net debt as at 31 March 2021	-	8,549,871.00	-

Note – 29

Other matters

- The Company has not entered into any derivative instrument during the year. The Company does not have any foreign currency exposures towards receivables, payables or any other derivative instrument that have not been hedged.
- In respect of amounts as mentioned under Section 125 of the Companies Act, 2013, there were no dues required to be credited to the Investor Education and Protection Fund as at 31 March 2021 and 31 March 2020



MAKALA INFRASTRUCTURE LIMITED

Summary of significant accounting policies and other explanatory information to the financial statements for the year ended 31 March 2021

All amount in ₹ hundred, unless otherwise stated

- c. In the opinion of the Board of Directors, all current assets and long term loans & advances, appearing in the balance sheet as at 31 March 2021, have a value on realization, in the ordinary course of the Company's business, at least equal to the amount at which they are stated in the financial statements. In the opinion of the board of directors, no provision is required to be made against the recoverability of these balances.

For Agarwal Prakash & Co.

Chartered Accountants

Firm Registration Number: 005975N

Ankit Sharma
Partner



For and on behalf of the Board of Directors

Lalit Kumar Sharma
Director
[DIN: 07700486]

Mehul Johnson
Director
[DIN: 00016075]

Place: Gurugram

Date: 17 April 2021